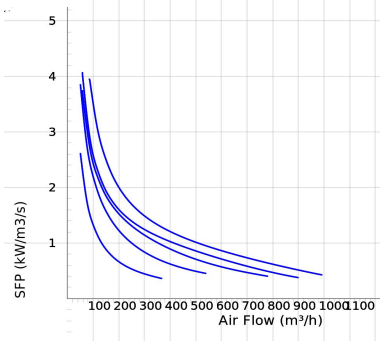
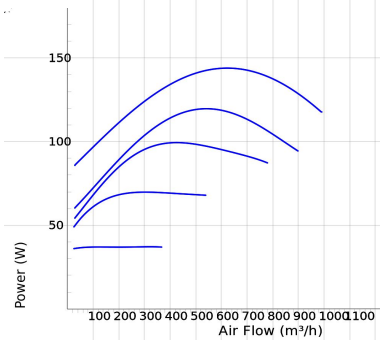
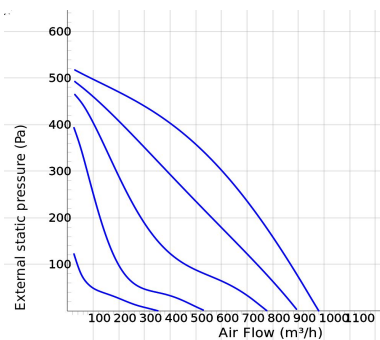


## KVFU 200 B ErP

- Wall fan with circular inlet connection.
- KV has a square mounting plate.
- Proven performance and reliability.
- Compact with high capacity and efficiency.
- Suitable for a wide variety of applications.
- Operational in both 50 and 60 Hz.
- Impeller with backward curved blades.
- The external rotor motor has maintenance-free sealed ball-bearings.
- Integrated motor protection.
- Junction box has enclosure class IP 54.
- For speed control a transformer or electronic speed controller can be connected.
- Fan housing is manufactured from galvanized sheet steel.
- The fan is intended to be installed in a duct system, mounted on the inside wall.
- Easy installation in any position.
- Can be used in damp environments.

### Accessories

- VRTE C
- VRDE 1,5
- VRS 1.0
- MK 200
- BSV 200
- BSR 355
- RSK 200
- VK 355
- LDC 200



### Voltage steps

1	2	3	4	5
80V	110V	135V	165V	230V

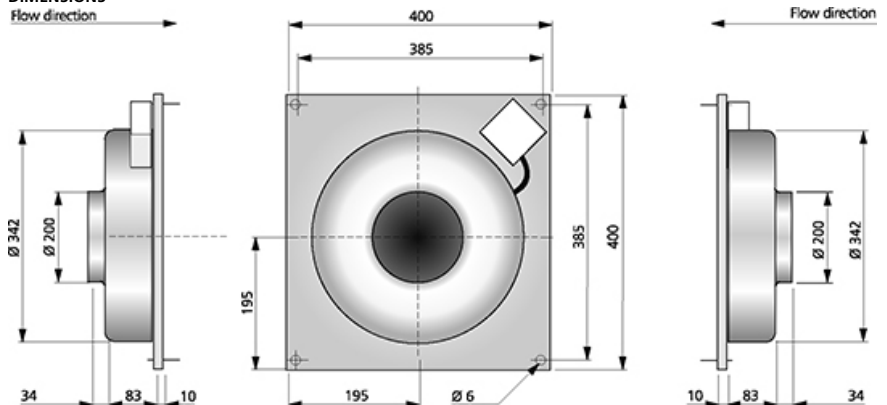
### TECHNICAL DATA

	7100122 KVFU 200 B aut tp ErP	7100070 KVFU 200 B man tp ErP
Voltage	230 V	230 V
Phase	1 ~	1 ~
Frequency	50 Hz	50 Hz
Power	144 W	144 W
Current	0.63 A	0.63 A
Current when speed controlled	0.74 A	0.74 A
Speed	2720 r.p.m.	2720 r.p.m.
Max. temperature of transported air	80 °C	80 °C
Max. temperature of transported air when speed controlled	65 °C	65 °C
Max. temperature of transported air 60Hz (hidden)	60 °C	60 °C
Sound pressure level at 3 m	45 dB(A)	45 dB(A)
Weight	4.4 kg	4.4 kg
Enclosure class	44 IP	44 IP
Insulation class, motor	F	F
Capacitor	5 µF	5 µF
Duct connection	200 mm	200 mm
Max. flow	979.20274176768 m³/h	979.20274176768 m³/h
Max. pressure	526 Pa	526 Pa
Voltage range	220-240 V	220-240 V

### SOUND DATA

	Flow (m³/h)	L <sub>wa</sub> tot dB (A)	63Hz	125Hz	250Hz	500Hz	1KHz	2KHz	4KHz	8KHz
5. Surrounding Lw dB(A) 230V	691	52	27	34	41	46	48	43	44	35
5. Inlet Lw dB(A) 230V	785	75	56	64	70	69	66	64	62	59
4. Inlet Lw dB(A) 165V	698	71	53	61	67	65	63	60	59	55
3. Inlet Lw dB(A) 135V	601	65	48	55	61	57	54	54	54	40
2. Inlet Lw dB(A) 110V	418	55	39	52	48	46	42	43	32	23
1. Inlet Lw dB(A) 80V	277	49	36	48	41	36	32	24	15	14

### DIMENSIONS



DISTRIBUTEUR EN TUNISIE

Rue de la Fonte, zone industrielle 2013 BEN AROUS  
 Téléphone : 71 38 85 34 – Fax : 71 38 42 30  
 E-mail : atv@atv.tn  
 Site web : www.atv.tn