

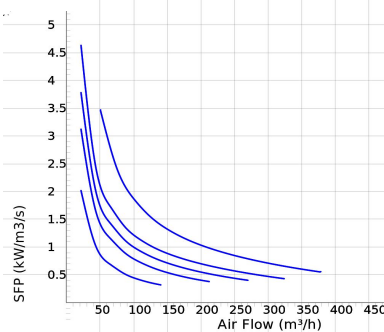
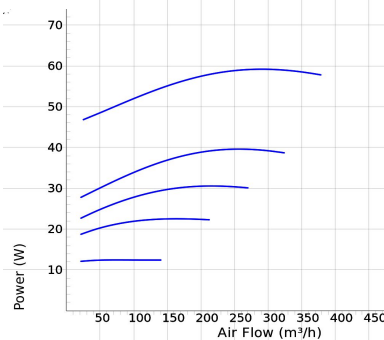
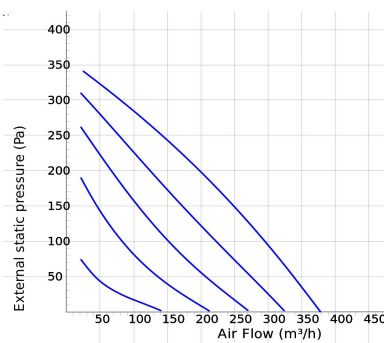


KVFU 100 C

- Wall fan with circular inlet connection.
- KV has a square mounting plate.
- Proven performance and reliability.
- Compact with high capacity and efficiency.
- Suitable for a wide variety of applications.
- Operational in both 50 and 60 Hz.
- Impeller with backward curved blades.
- The external rotor motor has maintenance-free sealed ball-bearings.
- Integrated motor protection.
- Junction box has enclosure class IP 54.
- For speed control a transformer or electronic speed controller can be connected.
- Fan housing is manufactured from galvanized sheet steel.
- The fan is intended to be installed in a duct system, mounted on the inside wall.
- Easy installation in any position.
- Can be used in damp environments.
- To comply with the ErP 2018 regulation, a local demand controller must be used.

Accessories

- VRTE C
- VRDE 1,5
- VRS 0.5
- Local Demand Controller Kit
- MK 100
- BSV 100
- BSR 250
- RSK 100
- YG 250
- VK 250
- LDC 100



Voltage steps

1	2	3	4	5
80V	110V	135V	165V	230V

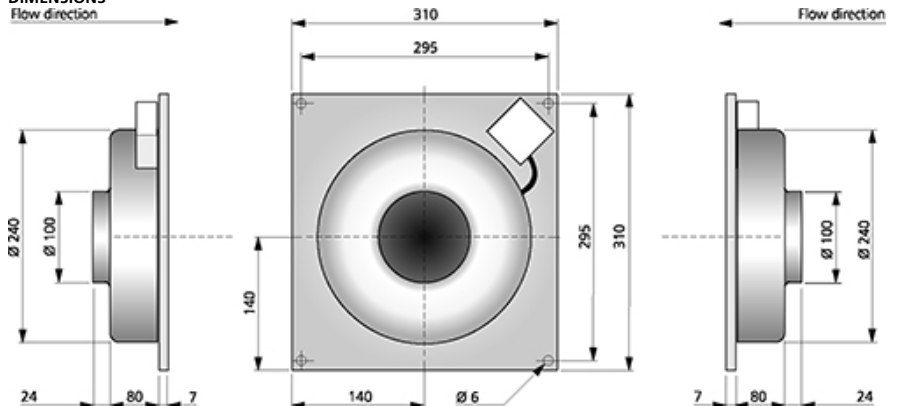
TECHNICAL DATA

	7100038 KVFU 100 C man tp	7100090 KVFU 100 C aut tp
Voltage	230 V	230 V
Phase	1 ~	1 ~
Frequency	50 Hz	50 Hz
Power	59 W	59 W
Current	0.26 A	0.26 A
Speed	2540 r.p.m.	2540 r.p.m.
Max. temperature of transported air	80 °C	80 °C
Max. temperature of transported air when speed controlled	80 °C	80 °C
Sound pressure level at 3 m	44 dB(A)	44 dB(A)
Weight	2.5 kg	2.5 kg
Enclosure class	44 IP	44 IP
Insulation class, motor	F	F
Capacitor	2 µF	2 µF
Duct connection	100 mm	100 mm
Max. flow	378.00105840296 m³/h	378.00105840296 m³/h
Max. pressure	359 Pa	359 Pa
Voltage range	220-240 V	220-240 V

SOUND DATA

	Flow (m³/h)	L _{WA} tot dB (A)	63Hz	125Hz	250Hz	500Hz	1KHz	2KHz	4KHz	8KHz
5. Surrounding Lw dB(A) 230V	245	51	26	34	43	45	46	45	38	31
5. Outlet Lw dB(A) 230V	245	67	35	42	50	60	64	61	55	44
5. Inlet Lw dB(A) 230V	245	69	55	59	62	65	60	58	57	47
4. Inlet Lw dB(A) 165V	209	66	54	55	61	60	55	54	52	39
3. Inlet Lw dB(A) 135V	173	61	51	51	55	55	49	49	46	29
2. Inlet Lw dB(A) 110V	140	54	46	48	48	49	43	41	34	20
1. Inlet Lw dB(A) 80V	86	44	37	39	38	37	31	20	18	16

DIMENSIONS



DISTRIBUTEUR EN TUNISIE

Rue de la Fonte, zone industrielle 2013 BEN AROUS
 Téléphone : 71 38 85 34 – Fax : 71 38 42 30
 E-mail : atv@atv.tn
 Site web : www.atv.tn